

Heat Recovery

Basic Plate (BP)

The highly efficient plate heat exchangers, which consists of stainless steel (copper brazed joints), is distinguished by its robustness and its efficient heat transmission, courtesy of its unique design.

The plate heat exchangers are quick and easy to remove for cleaning and maintenance, thereby reducing the maintenance work to a minimum of time.


The Exodraft heat exchangers have a minimal space requirement due to their compact design.

*Not suitable for solid fuel units (wood, coal, biomass, etc.).

The Basic Plate units come with four lifting eyes which can be repositioned, allowing for both horizontal and vertical mounting orientations.

As an alternative to the standard copper brazed heat exchanger, the Basic Series also offers a nickel brazed option that is more suited for installation in corrosive environments.

The Basic Series units are intended for indoor installation, but can be installed outdoors if the unit is covered/encapsulated properly.



General specifications

- Handles flue gas temperatures up to 600°C
- Can be combined with other Basic Plate units in a modular fashion
- All parts in connection with flue gas made in stainless steel 316 (EN 1.4404)
- All external parts made in stainless steel 304 (EN 1.4301)
- 40 mm insulation
- Maximum pressure water side of heat exchangers 12 bar (190°C plate temperature)
- Designed for indoor use. Can be used outside if the product is covered / encapsulated
- Possibility for nickel brazed heat exchangers in harsh environments
- 4 drainage tubes to remove condensation
- In conformance with 2014/68/EU Fluid Group: 1 & 2
- In conformance with 2006/42/EC

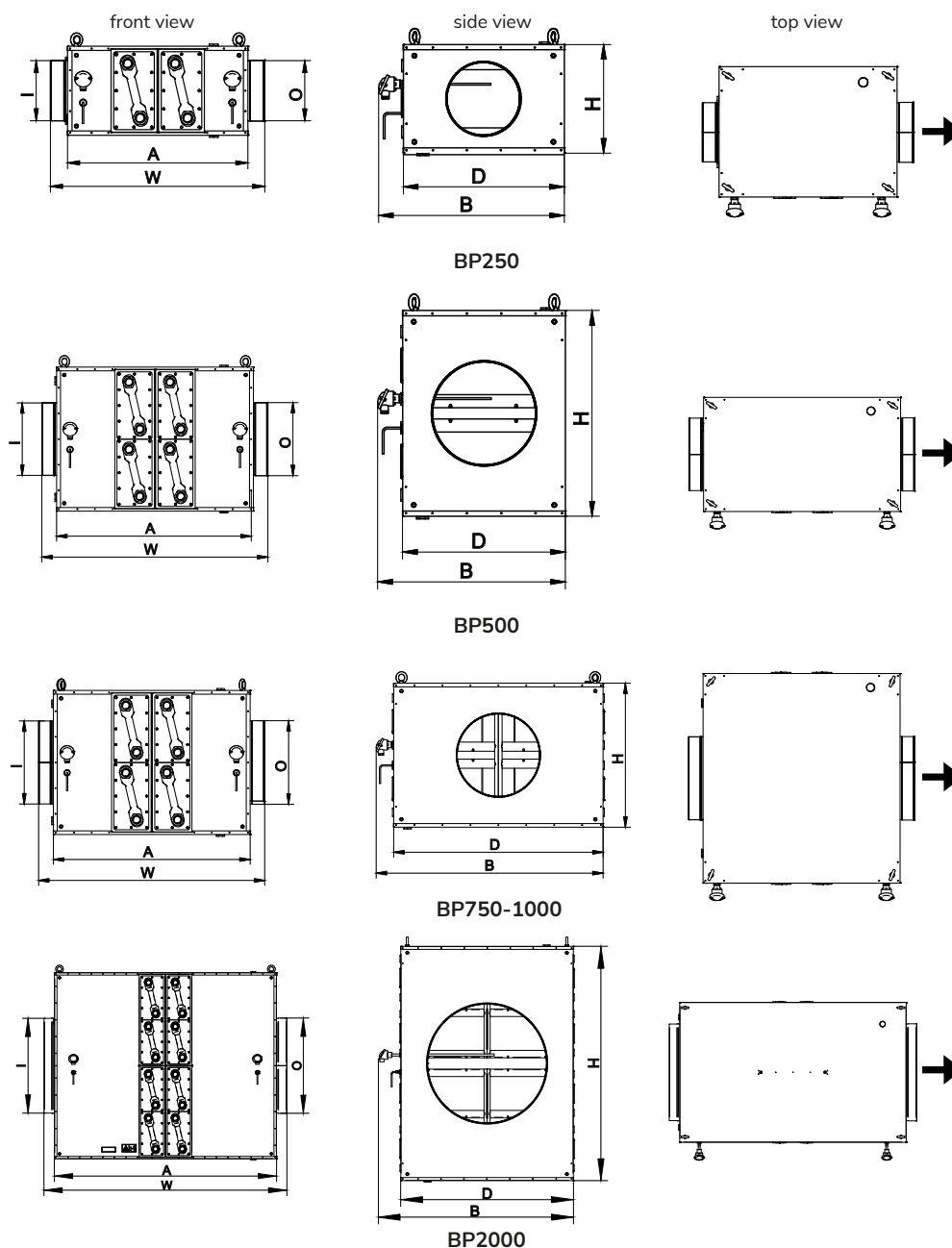
Models

Model	Item no.	Description	Approx. burner output [kW]	Natural gas Nominal flow 250 °C [m³] λ 1.2	Max. temp [°C]	Inlet (nipple) ø outside [mm]	Outlet (sleeve) ø inside [mm]	Drainage connections size internal tread ["]	Weight incl. heat exchanger [kg]	Weight excl. heat exchanger [kg]
BP250	8002300	1 step (air side) Basic cabinet 1x Heat exchanger: GLX30-139 WT Copper brazed Standard connecting pipe dimensions	250	600	600	250.5	251.2	1	64	46
BP250-2	8002301	2 steps (air side) Basic cabinet 2x Heat exchanger: GLX30-139 WT Copper brazed Standard connecting pipe dimensions	250	600	600	250.5	251.2	1	80	46
BP500	8002500	1 step (air side) Basic cabinet 2x Heat exchanger: GLX30-139 WT brazed Standard connecting pipe dimensions	500	1200	600	350.5	351.2	1	114	80
BP500-2	8002501	2 steps (air side) Basic cabinet 4x Heat exchanger: GLX30-139 WT Copper brazed Standard connecting pipe dimensions	500	1200	600	350.5	351.2	1	150	80
BP750	8002600	1 step (air side) Basic cabinet 4x Heat exchanger: GLX30-120 WT Copper brazed Standard connecting pipe dimensions	750	1700	600	400.5	401.2	1	190	130
BP750-2	8002601	2 steps (air side) Basic cabinet 8x Heat exchanger: GLX30-120 WT Copper brazed Standard connecting pipe dimensions	750	1700	600	400.5	401.2	1	250	130
BP1000	8002700	1 step (air side) Basic cabinet 4x Heat exchanger: GLX30-139 WT Copper brazed Standard connecting pipe dimensions	1000	2300	600	500.5	501.2	1	196	126
BP1000-2	8002701	2 steps (air side) Basic cabinet 8x Heat exchanger: GLX30-139 WT Copper brazed Standard connecting pipe dimensions	1000	2300	600	500.5	501.2	1	266	126
BP2000	8002800	1 step (air side) Basic cabinet 8x Heat exchanger: GLX30-139 WT Copper brazed Standard connecting pipe dimensions	2000	4600	600	700.5	701.2	1	550	410
BP2000-2	8002801	2 steps (air side) Basic cabinet 16x Heat exchanger: GLX30-139 WT Copper brazed Standard connecting pipe dimensions	2000	4600	600	700.5	701.2	1	695	410

Heat exchangers

Compatibility	Model	Item no.	Joint material	Plates	Water connection ["]	Max pressure [bar] 190 °C plate temp	Number of heat exchangers (1 step)	Number of heat exchangers (2 steps)	Weight [kg]
For BP250/-2	GLX30-139 WT	3200989	Copper brazed	139	G 1 1/4	12	1	2	17.5
For BP500/-2	GLX30-139 WT	3200989	Copper brazed	139	G 1 1/4	12	2	4	17.5
For BP750/-2	GLX30-120 WT	3200988	Copper brazed	119	G 1 1/4	12	4	8	15
For BP1000/-2	GLX30-139 WT	3200989	Copper brazed	139	G 1 1/4	12	4	8	17.5
For BP2000/-2	GLX30-139 WT	3200989	Copper brazed	139	G 1 1/4	12	8	16	17.5

Dimensions

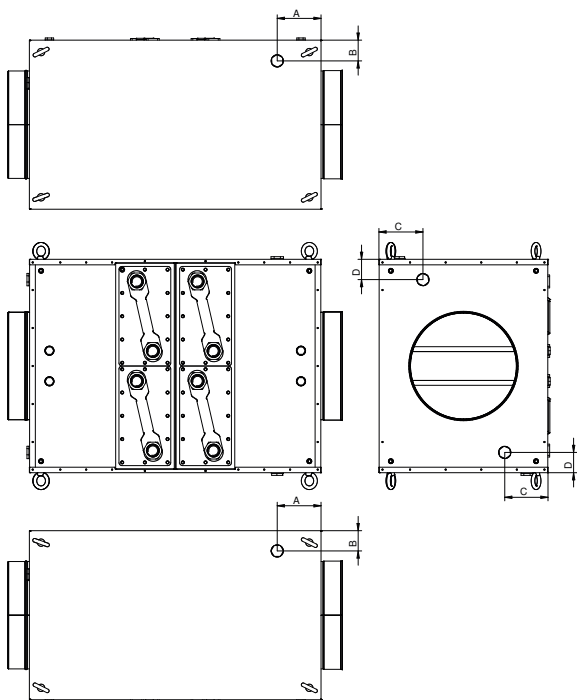


NOTE: Illustrations above show 2-step models

Model/Dimension	W	H	D	A	B	I	O
BP250/-2	893.1 mm	371.4 mm	551.7 mm	752.8 mm	635 mm	250.5 mm	251.2 mm
BP500 /-2	1092.1 mm	696.4 mm	551.7 mm	951.8 mm	635 mm	350.5 mm	351.2 mm
BP750/-2	1092.1 mm	696.4 mm	1013.2 mm	951.8 mm	1096.5 mm	400.5 mm	401.2 mm
BP1000/-2	1092.1 mm	696.4 mm	1013.2 mm	951.8 mm	1096.5 mm	500.5 mm	501.2 mm
BP2000/-2	1795 mm	1376 mm	1014 mm	1643 mm	1145 mm	700.5 mm	701.1 mm

* I = Inlet with nipple coupling (outer measure)
O = Outlet with sleeve coupling (inner measure)

Drain positions



Model	A	B	C	D
BP250/-2	143 mm	66.5 mm	66.5 mm	143 mm
BP500 /-2	143 mm	66.5 mm	66.5 mm	143 mm
BP750/-2	143 mm	66.5 mm	66.5 mm	143 mm
BP1000/-2	143 mm	66.5 mm	66.5 mm	143 mm
BP2000/-2	170 mm	158 mm	107 mm	363 mm

Accessories

- Silicon hose \varnothing 8/4 mm (2000335)
- Pressure connector \varnothing 8/4 mm for hose (2400266)
- Cover plate for single (2400068)
- Cover plate for double (2400067)
- PT 1000 temperature transmitter

Compatibility	Item no.	Length
For BP250	2400278	300 mm
For BP500	2400278	300 mm
For BP750	2400310	400 mm
For BP1000	2400310	400 mm
For BP2000	2400310	400 mm

Spare parts

- Heat exchanger gasket (2400282)
- Heat exchangers (copper brazed)
- Heat exchanger GLX30-120 WT (3200988)
- Heat exchanger GLX30-139 WT (3200989)
- Heat exchangers (nickel brazed)
- Heat exchanger Cross30-N-120 (3201014)
- Heat exchanger Cross30-N-140 (3200880)